

Put Waste in its Place

Please do not contaminate recycling or organic carts with these items; these belong in the garbage.



Rinse to remove food, liquid or product. Place loose in cart.



No plastic or biodegradable bags. Take food out of bags or containers.



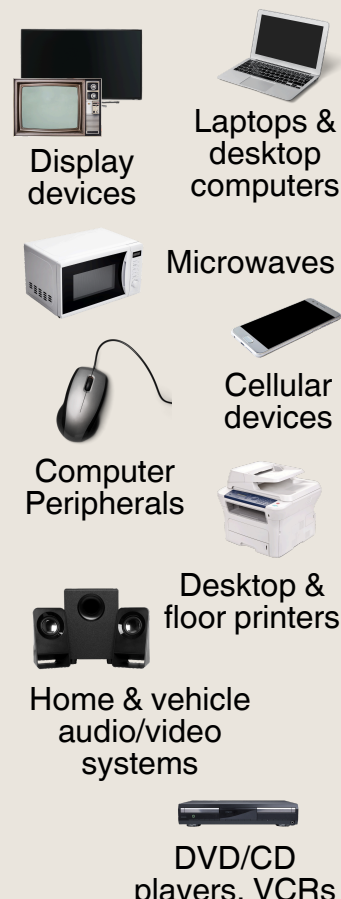
FREE Diversion Programs

Located At Eastview Landfill

HOUSEHOLD HAZARDOUS WASTE (HHW)



ELECTRONIC WASTE



ECO-CENTRE WASTE

All empty oil and antifreeze containers accepted.




This is a quick reference.

Not everything that goes in the carts is listed here.

Not sure where something goes? Visit:

<https://www.brandon.ca/home-property-environment/garbage-recycling-and-composting/recycling/> or scan the QR code






6:00 a.m.

PARK IT

Place your carts out by 6AM on your collection day. Ensure the carts are on flat ground.



SPACE IT

Leave 1ft of space between carts. Ensure 1.5ft from obstacles on either side like buildings or vehicles.



FILL IT

Lids should fully close. Excess material should not be placed over the rim or beside the carts.



STORE IT

Carts should be securely stored on your property after collection. Lost or stolen carts are your responsibility.

Accepted materials only in each cart.

Absolutely no metal, wood, bricks, trees, other construction or demolition materials, and special wastes.

Contamination of carts or failure to follow the above steps may result in no collection and/or subject to compliance violations per Solid Waste Collection and Disposal By-law 6965 and Compliance By-law 7198.

My address is:

My collection day is:

My cart serial numbers are:

Waste:

Recycling:

Organics:

Report an Issue:



www.brandon.ca/report-an-issue



Waste Guide

Contact:

Phone: 204-729-2281

Email: solidwaste@brandon.ca

Eastview Landfill
765 33rd St E
Brandon, MB

www.brandon.ca