

# Costing Center Summary

---

*Costing Center: BIO DIESEL PLANT*

**Previous Costing Center:** BIO DIESEL PLANT

**Division:** ENVIRONMENTAL  
HEALTH SERVICES -  
SANITATION

**Department:** SANITATION

**Stage:** Finance Review

**Budget Year:** 2012

**Accounting Reference:** 1026

**Approved:** No

**Manager:** Ian Broome 729-2292

---

## **Description:**

This cost center is to capture all revenues and costs associated with the Bio Diesel plant.

## **Comments:**

The Bio Diesel Plants consists of a self contained unit that is capable using used cooking oil from businesses through the City and through a process turn the product into a usable fuel.

The Bio Diesel plant is for sale, this program is no longer being utilized.

## **Outlook:**

# Costing Center Summary

---

*Costing Center: BIO DIESEL PLANT*

# Costing Center Summary

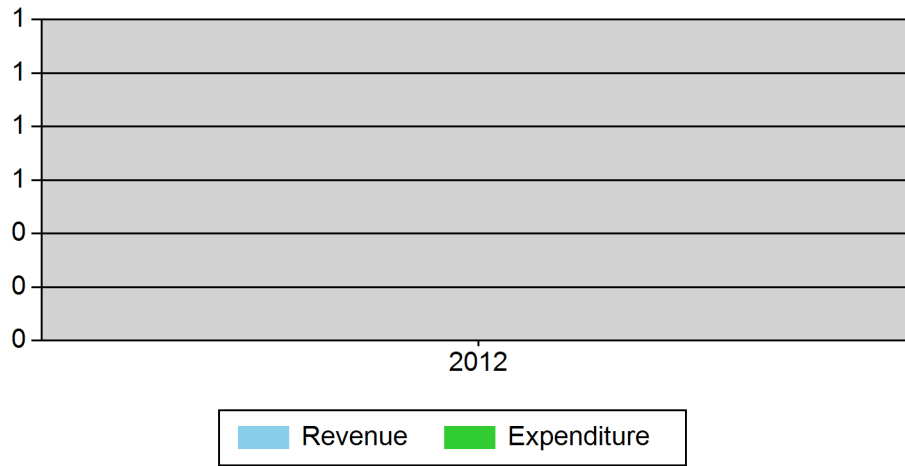
Costing Center: BIO DIESEL PLANT

	2010 Actuals	2011 Revised Budget	2012 Current Budget	2013 Forecast
<b>Revenues</b>				
Other Income				
42999    REVENUE	0	0	0	0
Other Income Total	0	0	0	0
	<b>0</b>	<b>0</b>	<b>0</b>	<b>0</b>
			0.00%	0.00%
<b>Expenditures</b>				
Contract Services				
52015    CONTRACTS	0	0	0	0
Contract Services Total	0	0	0	0
Materials and Supplies				
54099    PARTS AND MATERIALS	343	0	0	0
Materials and Supplies Total	343	0	0	0
Other				
59003    ADVERTISING	0	0	0	0
59080    INTERNAL EQUIPMENT RENTAL	4,228	0	0	0
Other Total	4,228	0	0	0
Salaries and Wages				
51083    REGULAR SALARIES	2,798	322	0	0
Salaries and Wages Total	2,798	322	0	0
Utilities				
53046    POWER	0	0	0	0
Utilities Total	0	0	0	0
	<b>7,369</b>	<b>322</b>	<b>0</b>	<b>0</b>
			(100.00%)	0.00%
<b>Net Total</b>	<b>(7,369)</b>	<b>(322)</b>	<b>0</b>	<b>0</b>

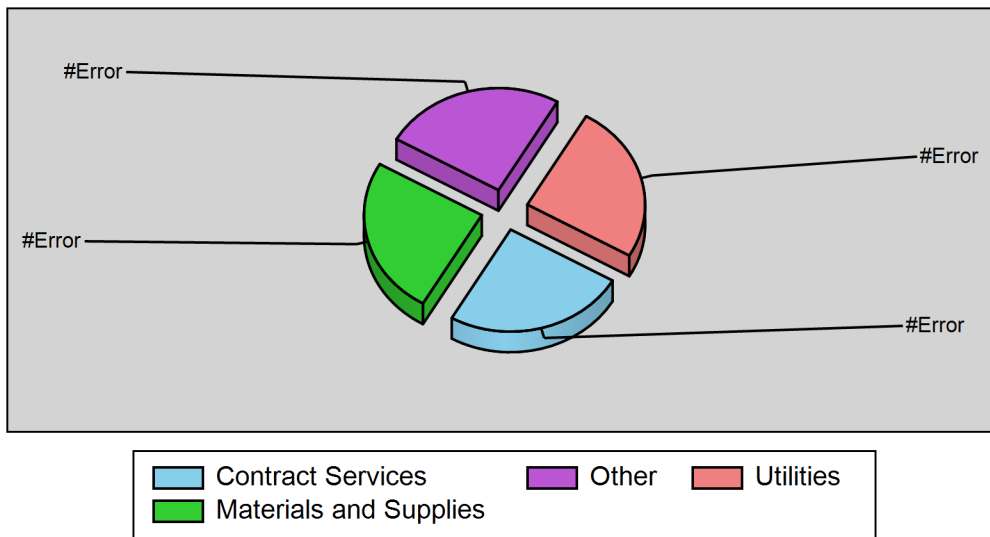
# Costing Center Summary

Costing Center: BIO DIESEL PLANT

Expenses vs Revenues (In Thousands)



Expenses



# Costing Center Summary

---

Costing Center: LANDFILL SITE OPERATIONS

**Previous Costing Center:** LANDFILL SITE OPERATIONS

**Budget Year:** 2012

**Division:** ENVIRONMENTAL HEALTH SERVICES - SANITATION

**Accounting Reference:** 0204

**Department:** SANITATION

**Approved:** No

**Stage:** Council Review

**Manager:** Ian Broome 729-2292

---

## Description:

This cost center is for all administration costs for the Sanitation Department. The main items in this budget are the salaries and wages, as well as equipment costs.

This account covers also the costs associated with the composting operation, including wood grinding, cost of building, watering, turning windrows of feed stock, trauma screening of finished product, as well as the collection of the yard waste from the depots.

This account reflects the recoveries from charges to the residential collection, commercial collection and other City accounts for disposal site fees. This account has been adjusted for 2012 to reflect the changes approved under the Solid Waste Management Plan, the addition of a bulk item pickup fee, and an increase in fees from recycling. The revenue generated from the sale of metal collected at the Landfill Site is used to offset programs such as Spring/Yard cleanup (advertising), as well as funds for travel to evaluate alternative methods for disposing of refuse. These funds also pay for additional organic containers for recycling depots as needed.

The sanitation / landfill / recycling / refuse pickup department has a full time Compliment of 14

1 Chargehand  
1 Leadhand  
3 Equipment Operators I  
6 Equipment Operators II  
1 Lane Inspector  
1 Scale Operator  
1 Administrative

In addition, there are 8 part time Employees.

## Comments:

Advertising costs will increase for education of the public in the new refuse/recycling system. Contract expenses will also increase as past years funding, has not kept up with demand. External equipment rental will increase for projects that landfill needs to undertake for the upgrade of work areas. There is a need for additional staff to fill in for sick persons and vacations in order to keep up with daily demands. Freon depleting devices will be required due to increased volumes. There has been a very large stockpile of wood and construction wood waste material accumulating and this is why additional funds are needed to reduce it to a manageable state.

2012 includes the contract fee of \$78,000 for IGRS to flare methane gas from the site in accordance with Provincial standards.

## Outlook:

# Costing Center Summary

---

*Costing Center: LANDFILL SITE OPERATIONS*

With the new recycling program in place, Emterra has increased it's charges to the City of Brandon for recycling fees, therefore external recycling revenue will decrease until a new contract is negotiated. The department will be in the process of evaluating the system and most likely be going out for a RFP on the process in 2012 as the current contract is set to expire April 2013.

The new levy (WRARS) that has been implemented July 1, 2009 will be in this and future budgets. The Sanitation Department will continue to pay a Provincial Levy tax of \$10 per tonne for the refuse collection coming across the scale and being placed at the tipping face of the active cell. The Province will then disburse 80% of the provincial fund annually based on the City's proportionate share of captured recycling that has been reported to MMSM. With this fee schedule in place, the Sanitation department will continue its efforts to promote recycling incentives and activities.

# Costing Center Summary

Costing Center: LANDFILL SITE OPERATIONS

## Changes to Costing Center:

GL Account	GL Account Description	Changes	Percent Change	2011 Approved Stage	2012 Amount
<b>Revenues</b>					
42506	SCRAP METAL SALES	Increased	42.86 %	35,000	50,000
42544	DIESEL FUEL SALES	Increased	21.46 %	2,470	3,000
42558	E-WASTE SALES	New this year		0	9,000
42901	HOUSEHOLD REFUSE FEES	New this year		0	1,650
42903	FREON HANDLING FEE	New this year		0	8,000
42908	MATERIAL RECYCLING FEES	Unchanged	0.00 %	43,504	43,504
42909	RECYCLING-EXTERNAL	Increased	25.00 %	20,000	25,000
42921	TIRE DISPOSAL FEES	New this year		0	4,000
42986	ENVIRONMENTAL	Increased	10.09 %	327,000	360,000
42990	RECEIPTS	Increased	42.36 %	1,440,000	2,050,000
42991	MUNICIPAL FEES	Increased	10.30 %	52,339	57,731
42999	REVENUE	Decreased	9.40 %	46,507	42,135
43510	PROVINCIAL GOV'T	Not used this year		4,000	0
44992	ECO CENTRE RECOVERIES	New this year		0	1,000
<b>Total Revenues:</b>				<b>1,970,820</b>	<b>2,655,020</b>
<b>Expenditures</b>					
51055	ECO CENTRE SALARIES	New this year		0	2,000
51083	REGULAR SALARIES	Decreased	3.44 %	448,639	433,205
51084	OVERTIME SALARIES	Increased	1,313.76 %	1,061	15,000
51090	SHIFT DIFFERENTIAL	New this year		0	2,000
51100	UNIFORMS	Unchanged	0.00 %	550	550
51122	BOOT ALLOWANCE	Unchanged	0.00 %	1,325	1,325
51123	PROTECTIVE CLOTHING	Unchanged	0.00 %	3,000	3,000
51141	TRAINING & DEVELOPMENT	Increased	400.00 %	500	2,500
51184	DOUBLE OVERTIME	Unchanged	0.00 %	1,300	1,300
51186	STATUTORY PREMIUM	Increased	2.00 %	2,057	2,098
51285	MEDICALS	Unchanged	0.00 %	200	200
52015	CONTRACTS	Unchanged	0.00 %	259,102	259,102
52028	FIRE INSURANCE	Increased	1.79 %	56	57
52081	EXTERNAL EQUIPMENT	Unchanged	0.00 %	20,000	20,000
52902	FREON DEPLETING DEVICES	Increased	50.00 %	20,000	30,000
53025	HEAT	Increased	2.00 %	11,825	12,061
53046	POWER	Increased	28.40 %	4,379	5,622
53130	TELEPHONE REGULAR	Increased	16.67 %	6,000	7,000
53131	TELEPHONE LONG DISTANCE	Decreased	55.56 %	180	80
53150	WATER	Increased	3.33 %	210	217
53295	RADIO COSTS	Increased	3.01 %	5,750	5,923
54099	PARTS AND MATERIALS	Increased	12.88 %	31,301	35,333
54103	GASOLINE #2	New this year		0	10,884
54104	DIESEL	New this year		0	4,279
54228	PROPANE	Unchanged	0.00 %	4,140	4,140

# Costing Center Summary

Costing Center: LANDFILL SITE OPERATIONS

GL Account	GL Account Description	Changes	Percent Change	2011 Approved Stage	2012 Amount
54257	WORK ORDER PARTS &	New this year		0	5,500
58544	DISPOSAL SITE B/L 4528	Not used this year		45,000	0
59003	ADVERTISING	Decreased	10.64 %	28,761	25,700
59047	ECO CENTRE ADVERTISING	New this year		0	3,000
59066	ENVIRONMENTAL LEVY	Increased	14.70 %	462,080	530,000
59080	INTERNAL EQUIPMENT	Decreased	5.40 %	450,922	426,555
59138	BUSINESS TRAVEL - MILEAGE	Unchanged	0.00 %	2,700	2,700
59139	CONFERENCE COSTS	Decreased	25.00 %	4,000	3,000
59213	WORK ORDER INTERNAL	Unchanged	0.00 %	10,710	10,710
59248	DISPOSAL SITE CHARGE	Unchanged	0.00 %	(15,000)	(15,000)
59249	RECOVERY COMMERCIAL	Unchanged	0.00 %	(2,496)	(2,496)
59250	RECOVERY RESIDENTIAL	Increased	5.63 %	(568,000)	(600,000)
<b>Total Expenditures:</b>				<b>1,240,251</b>	<b>1,247,545</b>



# Costing Center Summary

Costing Center: LANDFILL SITE OPERATIONS

	2010 Actuals	2011 Revised Budget	2012 Current Budget	2013 Forecast	
<b>Revenues</b>					
Conditional Government Transfers					
43510	PROVINCIAL GOV'T	25,000	4,000	0	0
Conditional Government Transfers Total		25,000	4,000	0	0
Other Income					
42990	RECEIPTS	1,520,857	1,900,000	2,050,000	2,080,000
42999	REVENUE	419	46,507	42,135	42,135
44992	ECO CENTRE RECOVERIES	5,608	5,575	1,000	1,000
Other Income Total		1,526,884	1,952,082	2,093,135	2,123,135
Permits, Licenses and Fines					
42991	MUNICIPAL FEES	54,905	56,203	57,731	59,638
Permits, Licenses and Fines Total		54,905	56,203	57,731	59,638
User Fees and Sales of Goods					
42506	SCRAP METAL SALES	66,233	50,000	50,000	52,000
42544	DIESEL FUEL SALES	1,632	6,000	3,000	3,000
42558	E-WASTE SALES	14,171	9,700	9,000	9,000
42901	HOUSEHOLD REFUSE FEES	1,291	1,700	1,650	1,650
42903	FREON HANDLING FEE	8,781	8,611	8,000	8,000
42908	MATERIAL RECYCLING FEES	161,260	260,000	43,504	43,504
42909	RECYCLING-EXTERNAL	32,743	30,000	25,000	25,000
42921	TIRE DISPOSAL FEES	12,628	7,562	4,000	4,000
42986	ENVIRONMENTAL SURCHARGE	423,409	390,000	360,000	360,000
User Fees and Sales of Goods Total		722,148	763,573	504,154	506,154
		<b>2,328,937</b>	<b>2,775,858</b>	<b>2,655,020</b>	<b>2,688,927</b>
				(4.35%)	1.28%
<b>Expenditures</b>					
Benefits					
51100	UNIFORMS	325	0	550	550
51122	BOOT ALLOWANCE	1,610	820	1,325	1,325
51123	PROTECTIVE CLOTHING	872	1,000	3,000	3,000
51285	MEDICALS	105	200	200	200
Benefits Total		2,912	2,020	5,075	5,075
Contract Services					
52015	CONTRACTS	106,217	247,212	259,102	259,102
52019	CONSULTING FEES	778	0	0	0
52028	FIRE INSURANCE	0	57	57	58
52081	EXTERNAL EQUIPMENT RENTAL	18,050	20,000	20,000	20,000
52902	FREON DEPLETING DEVICES	28,614	30,000	30,000	30,000
Contract Services Total		153,660	297,269	309,159	309,160
Materials and Supplies					
54057	ECO CENTRE PARTS & MATERIALS	0	10	0	0
54099	PARTS AND MATERIALS	17,985	29,945	35,333	25,269
54103	GASOLINE #2	377	12,490	10,884	10,884
54104	DIESEL	0	1,000	4,279	4,279

# Costing Center Summary

Costing Center: LANDFILL SITE OPERATIONS

	2010 Actuals	2011 Revised Budget	2012 Current Budget	2013 Forecast
54228 PROPANE	2,785	3,140	4,140	4,140
54257 WORK ORDER PARTS & MATERIALS	20,250	7,018	5,500	5,500
Materials and Supplies Total	41,397	53,603	60,136	50,072
Other				
51141 TRAINING & DEVELOPMENT COSTS	336	3,500	2,500	2,500
59003 ADVERTISING	25,756	28,761	25,700	26,563
59014 WORK ORDERS	0	0	0	0
59047 ECO CENTRE ADVERTISING	4,374	3,246	3,000	3,000
59066 ENVIRONMENTAL LEVY	474,463	537,530	530,000	530,000
59078 - WORK ORDER ADVERTISING	6,278	0	0	0
59080 INTERNAL EQUIPMENT RENTAL	477,399	426,257	426,555	426,555
59138 BUSINESS TRAVEL - MILEAGE	1,489	1,700	2,700	2,700
59139 CONFERENCE COSTS	4,797	2,200	3,000	4,000
59213 WORK ORDER INTERNAL EQUIPMENT	9,037	0	10,710	10,710
59248 DISPOSAL SITE CHARGE	(38,708)	(15,000)	(15,000)	(15,000)
59249 RECOVERY COMMERCIAL	0	(2,496)	(2,496)	(2,500)
59250 RECOVERY RESIDENTIAL	(524,095)	(568,000)	(600,000)	(615,000)
Other Total	441,126	417,697	386,669	373,528
Reserve Appropriation				
58544 DISPOSAL SITE B/L 4528	45,000	45,000	0	75,000
Reserve Appropriation Total	45,000	45,000	0	75,000
Salaries and Wages				
51017 TRAINING PAY	2,855	0	0	0
51055 ECO CENTRE SALARIES	1,704	300	2,000	2,000
51083 REGULAR SALARIES	431,402	600,639	433,205	502,143
51084 OVERTIME SALARIES	1,531	19,560	15,000	15,000
51085 SICK PAY	21,170	0	0	0
51086 STATUTORY HOLIDAY PAY	33,956	0	0	0
51087 VACATION PAY	61,090	0	0	0
51088 COMPENSATION PAY	6,785	0	0	0
51090 SHIFT DIFFERENTIAL	1,439	2,000	2,000	2,000
51184 DOUBLE OVERTIME	460	0	1,300	1,300
51186 STATUTORY PREMIUM	1,322	0	2,098	2,140
51202 COMPASSIONATE PAY	3,159	0	0	0
51231 WORK ORDER SALARIES	18,278	1,464	0	0
51350 BANK TIME EARNED	14,861	150	0	0
51989 RECOVERY-WORKERS COMPENSATION	(20,231)	(4,595)	0	0
Salaries and Wages Total	579,783	619,518	455,603	524,583
Utilities				
53025 HEAT	5,300	11,825	12,061	12,302
53046 POWER	5,406	4,379	5,622	5,735
53130 TELEPHONE REGULAR	6,872	7,400	7,000	7,000
53131 TELEPHONE LONG DISTANCE	87	180	80	80
53150 WATER	205	210	217	282
	<b>1,288,530</b>	<b>1,466,301</b>	<b>1,247,545</b>	<b>1,368,917</b>
			(14.92%)	9.73%

# Costing Center Summary

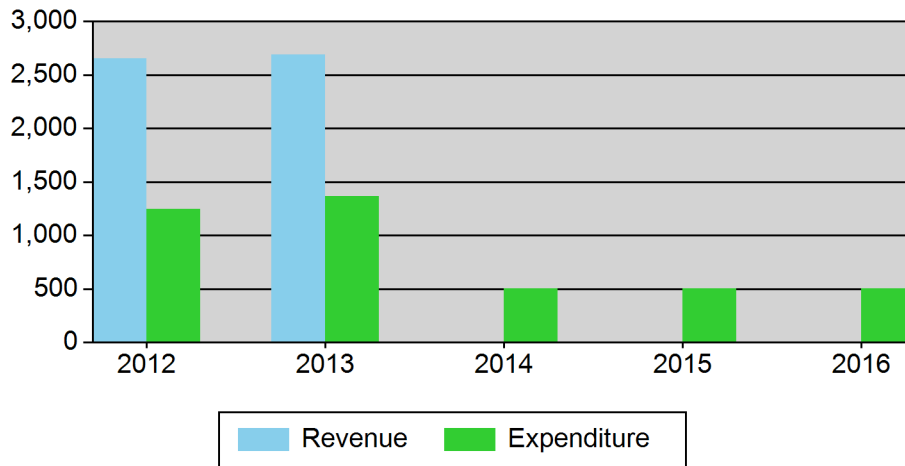
Costing Center: LANDFILL SITE OPERATIONS

	2010 Actuals	2011 Revised Budget	2012 Current Budget	2013 Forecast
53295 RADIO COSTS	6,782	7,200	5,923	6,100
Utilities Total	24,652	31,194	30,903	31,499
	<b>1,288,530</b>	<b>1,466,301</b>	<b>1,247,545</b>	<b>1,368,917</b>
			(14.92%)	9.73%
<b>Net Total</b>	<b>1,040,407</b>	<b>1,309,557</b>	<b>1,407,475</b>	<b>1,320,010</b>

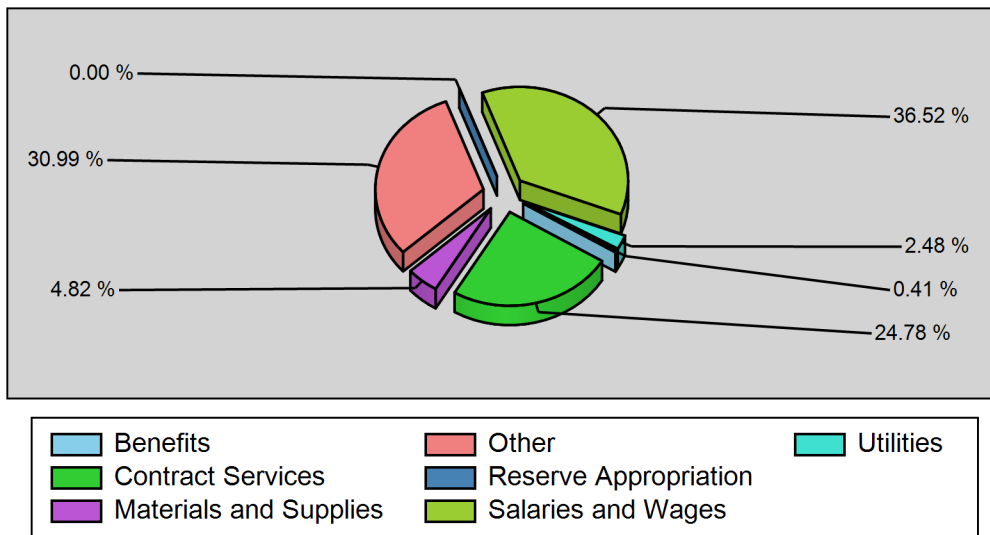
# Costing Center Summary

Costing Center: LANDFILL SITE OPERATIONS

Expenses vs Revenues (In Thousands)



Expenses



# Costing Center Summary

---

Costing Center: RECYCLING OPERATIONS

**Previous Costing Center:** RECYCLING  
OPERATIONS  
**Division:** ENVIRONMENTAL  
HEALTH SERVICES -  
SANITATION  
**Department:** SANITATION  
**Stage:** Council Review

**Budget Year:** 2012  
**Accounting Reference:** 1023  
**Approved:** No  
**Manager:** Ian Broome 729-2292

---

## Description:

This cost center is to cover the costs of operating and maintaining the four recycling depots located throughout the City; 34th & Victoria Avenue, Sportsplex, Brandon Shoppers Mall, and Eastview Landfill.

This cost center also covers expenses associated with the Emterra Recycling contract to operate the Materials Recovery Facility, as well as the flow through of the MMSM (Multi-Material Stewardship Manitoba) Conditional Grant to Emterra. This cost center also captures the costs of maintenance and operations as related to the Materials Recovery Facility, including labour, maintenance, parts and materials, and contracts for cleaning and repairs.

This cost center also includes the funding received from senior levels of government. The amount included for 2012 includes an increase in the MMSM Grant. At this time we have not heard what we will receive in the form of funding; budget is based on \$132/tonne for recycling, an adjustment will be made according to funding amounts.

The Material Recovery Facility has a full-time headcount of five persons.

## Comments:

On a daily basis collection trucks are picking up 4 hours of recycling and 4 hours of refuse. Currently a side load truck is being used for collection of recyclables at some depots as well as a roll off truck.

## Outlook:

The current contract with Emterra is set to expire in April 2013, a RFP will be sent out in 2012 regarding a new contract.

A request is being made for funding for a By-law officer for a 2 year term in order to enforce the current sanitation By-laws.

# Costing Center Summary

Costing Center: RECYCLING OPERATIONS

## Changes to Costing Center:

GL Account	GL Account Description	Changes	Percent Change	2011 Approved Stage	2012 Amount
<b>Revenues</b>					
42915	UTILITY RECOVERY	Increased	7.87 %	37,080	40,000
43510	PROVINCIAL GOVT	Unchanged	0.00 %	300,000	300,000
43641	PROV-RECYCLING	Unchanged	0.00 %	602,673	602,673
<b>Total Revenues:</b>				<b>939,753</b>	<b>942,673</b>
<b>Expenditures</b>					
51083	REGULAR SALARIES	Increased	118.53 %	145,527	318,026
52015	CONTRACTS	Unchanged	0.00 %	8,340	8,340
52028	FIRE INSURANCE	Increased	7.37 %	1,303	1,399
52081	EXTERNAL EQUIPMENT	Unchanged	0.00 %	25,000	25,000
52124	PROCESSING FEES	Unchanged	0.00 %	125,400	125,400
52144	TRANSPORTATION	New this year		0	185,000
52755	CLEANING CONTRACT	Unchanged	0.00 %	5,252	5,252
53025	HEAT	Increased	37.48 %	18,900	25,983
53046	POWER	Unchanged	0.00 %	37,080	37,080
53150	WATER	New this year		0	1,000
54099	PARTS AND MATERIALS	Decreased	42.78 %	39,319	22,500
54104	DIESEL	Increased	631.63 %	1,900	13,901
55024	OTHER GRANTS	Unchanged	0.00 %	602,673	602,673
57438	DEBENTURE DEBT PRINCIPAL	Increased	1.50 %	116,316	118,058
57439	DEBENTURE DEBT INTEREST	Decreased	2.36 %	73,779	72,035
59014	WORK ORDERS	Decreased	46.00 %	21,739	11,739
59080	INTERNAL EQUIPMENT	Decreased	15.38 %	382,076	323,300
59357	SURCHARGES	New this year		0	32,000
<b>Total Expenditures:</b>				<b>1,604,604</b>	<b>1,928,686</b>

# Costing Center Summary

Costing Center: RECYCLING OPERATIONS

	2010 Actuals	2011 Revised Budget	2012 Current Budget	2013 Forecast
<b>Revenues</b>				
Conditional Government Transfers				
43510	PROVINCIAL GOV'T	363,040	300,000	300,000
43641	PROV-RECYCLING	434,862	602,673	602,673
Conditional Government Transfers Total		797,902	902,673	902,673
Other Income				
42999	REVENUE	174	0	0
Other Income Total		174	0	0
User Fees and Sales of Goods				
42915	UTILITY RECOVERY	39,439	37,080	40,500
User Fees and Sales of Goods Total		39,439	37,080	40,500
		<b>837,515</b>	<b>939,753</b>	<b>943,173</b>
			0.31%	0.05%
<b>Expenditures</b>				
Contract Services				
52015	CONTRACTS	2,009	13,340	8,340
52028	FIRE INSURANCE	0	1,399	1,427
52081	EXTERNAL EQUIPMENT RENTAL	25,680	25,000	25,000
52124	PROCESSING FEES	108,096	125,400	125,400
52755	CLEANING CONTRACT	4,623	5,252	5,252
Contract Services Total		140,409	170,391	165,419
Debenture Debt Servicing Costs				
57438	DEBENTURE DEBT PRINCIPAL	114,961	116,316	120,767
57439	DEBENTURE DEBT INTEREST	75,101	73,779	69,378
Debenture Debt Servicing Costs Total		190,063	190,095	190,145
Grants and Contributions				
55024	OTHER GRANTS	483,443	602,673	602,673
Grants and Contributions Total		483,443	602,673	602,673
Materials and Supplies				
54099	PARTS AND MATERIALS	23,013	19,319	41,715
54104	DIESEL	76	1,900	13,901
Materials and Supplies Total		23,089	21,219	55,616
Other				
52144	TRANSPORTATION	160,157	195,000	185,000
59014	WORK ORDERS	3,378	11,739	22,000
59080	INTERNAL EQUIPMENT RENTAL	324,290	414,625	323,300
59357	SURCHARGES	32,189	20,260	32,000
Other Total		520,015	641,624	562,300
Salaries and Wages				
51017	TRAINING PAY	904	0	0
51083	REGULAR SALARIES	164,858	145,527	325,444
51084	OVERTIME SALARIES	170	0	0
Salaries and Wages Total		165,932	145,527	325,444

# Costing Center Summary

Costing Center: RECYCLING OPERATIONS

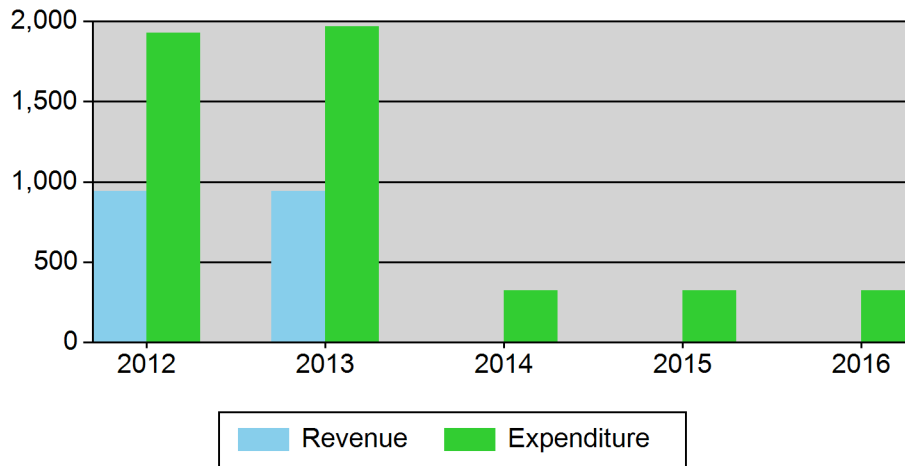
	2010 Actuals	2011 Revised Budget	2012 Current Budget	2013 Forecast
Utilities				
53025 HEAT	24,733	18,900	25,983	26,502
53046 POWER	43,656	37,080	37,080	38,000
53150 WATER	103	1,200	1,000	1,000
Utilities Total	68,492	57,180	64,063	65,502
	<b>1,591,443</b>	<b>1,828,709</b>	<b>1,928,686</b>	<b>1,967,099</b>
			5.47%	1.99%
<b>Net Total</b>	<b>(753,928)</b>	<b>(888,956)</b>	<b>(986,013)</b>	<b>(1,023,926)</b>



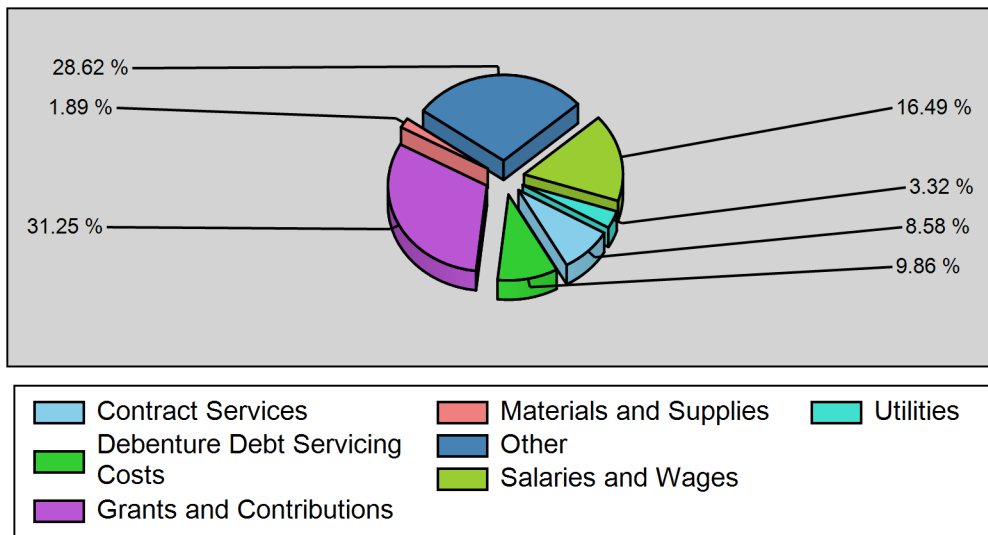
# Costing Center Summary

Costing Center: RECYCLING OPERATIONS

Expenses vs Revenues (In Thousands)



Expenses



# Costing Center Summary

---

Costing Center: REFUSE COLLECTION

**Previous Costing Center:** REFUSE COLLECTION

**Division:** ENVIRONMENTAL  
HEALTH SERVICES -  
SANITATION

**Department:** SANITATION

**Stage:** Council Review

**Budget Year:** 2012

**Accounting Reference:** 0166

**Approved:** No

**Manager:** Ian Broome 729-2292

---

## Description:

This cost center captures costs associated with the weekly bulk item pick up program that will be operated in conjunction with the new 2012 Refuse/Recycling program. This cost center also covers the cost of maintaining approximately 200 litter bins in the downtown area and on the walkways throughout the City.

In addition to the residential pickup, revenue is also generated from apartment buildings that pay for extra refuse collection.

The full time staff compliment for Refuse / Recycling collection is seven.

6 Equipment Operators

1 Tradesworker

In addition, there is 1 Casual Laborer.

## Comments:

With the new recycling/garbage system in place, the Sanitation Department is finding that there is a strong need to increase manpower within city limits to control litter that is discarded in the lanes, and to control the locations of containers so that the refuse trucks have reasonable access in order that the trucks can function safely and efficiently.

## Outlook:

The implementation of the WRARS (waste reduction and recycling support) levy, is an incentive for commercial refuse customers to divert all recyclables from the active working face of the landfill cell. As we move forward and educate the residents on recycling, our WRARS rebate from the Provincial Fund will increase.

# Costing Center Summary

Costing Center: REFUSE COLLECTION

## Changes to Costing Center:

GL Account	GL Account Description	Changes	Percent Change	2011 Approved Stage	2012 Amount
<b>Revenues</b>					
42999	REVENUE	Increased	175.00 %	20,000	55,000
<b>Total Revenues:</b>				<b>20,000</b>	<b>55,000</b>
<b>Expenditures</b>					
51083	REGULAR SALARIES	Increased	23.89 %	236,793	293,357
51084	OVERTIME SALARIES	Unchanged	0.00 %	1,500	1,500
54099	PARTS AND MATERIALS	Increased	3.01 %	6,450	6,644
54103	GASOLINE #2	New this year		0	5,937
54104	DIESEL	New this year		0	108,053
59003	ADVERTISING	Decreased	40.00 %	2,500	1,500
59014	WORK ORDERS	Unchanged	0.00 %	2,000	2,000
59080	INTERNAL EQUIPMENT	Decreased	41.10 %	330,014	194,390
59248	DISPOSAL SITE CHARGE	Increased	5.63 %	568,000	600,000
<b>Total Expenditures:</b>				<b>1,147,257</b>	<b>1,213,381</b>

# Costing Center Summary

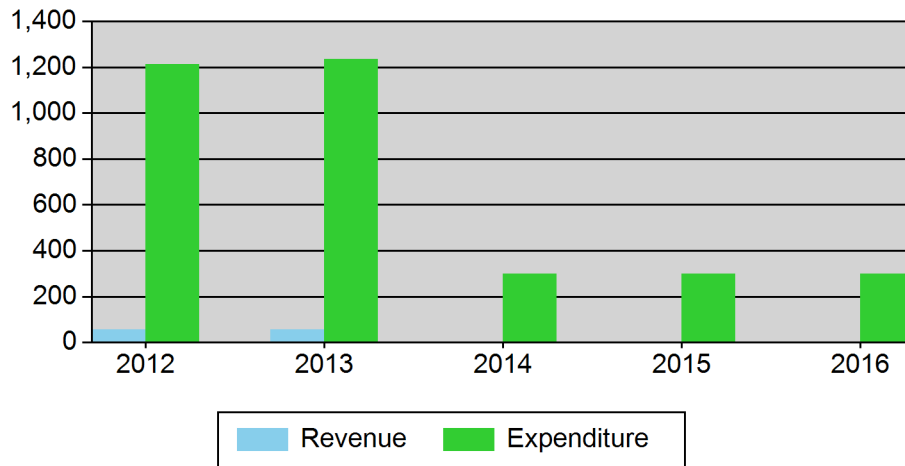
Costing Center: REFUSE COLLECTION

	2010 Actuals	2011 Revised Budget	2012 Current Budget	2013 Forecast
<b>Revenues</b>				
Other Income				
42999 REVENUE	69,640	64,206	55,000	55,000
Other Income Total	69,640	64,206	55,000	55,000
	<b>69,640</b>	<b>64,206</b>	<b>55,000</b>	<b>55,000</b>
			(14.34%)	0.00%
<b>Expenditures</b>				
Materials and Supplies				
54062 LIABILITY CLAIMS	0	1,198	0	0
54099 PARTS AND MATERIALS	5,140	6,450	6,644	6,843
54103 GASOLINE #2	0	5,800	5,937	5,937
54104 DIESEL	0	20,000	108,053	108,053
Materials and Supplies Total	5,140	33,448	120,634	120,833
Other				
59003 ADVERTISING	101	802	1,500	2,500
59014 WORK ORDERS	2,373	2,000	2,000	2,000
59080 INTERNAL EQUIPMENT RENTAL	302,061	194,390	194,390	194,390
59248 DISPOSAL SITE CHARGE	524,095	568,000	600,000	615,000
Other Total	828,629	765,192	797,890	813,890
Salaries and Wages				
51083 REGULAR SALARIES	203,243	156,021	293,357	300,312
51084 OVERTIME SALARIES	110	200	1,500	1,500
51350 BANK TIME EARNED	1,629	0	0	0
Salaries and Wages Total	204,982	156,221	294,857	301,812
	<b>1,038,751</b>	<b>954,861</b>	<b>1,213,381</b>	<b>1,236,535</b>
			27.07%	1.91%
<b>Net Total</b>	<b>(969,112)</b>	<b>(890,655)</b>	<b>(1,158,381)</b>	<b>(1,181,535)</b>

# Costing Center Summary

Costing Center: REFUSE COLLECTION

Expenses vs Revenues (In Thousands)



Expenses

