

# 2023 FINANCIAL PLAN

PUBLIC HEARING

APRIL 3, 2023

TARA PEARCE, CPA, CMA  
DIRECTOR OF FINANCE



# Financial Plan

- General Operating Fund - Budgeted Revenue and Expenditure
- Calculation of Tax Levies
- Debenture Debt Charges
- Capital Budget
- Water and Wastewater Utility Operating Fund - Budgeted Revenue and Expenditure
- Budget Documents Available Online: [www.brandon.ca/budget/finances-budget](http://www.brandon.ca/budget/finances-budget)

# Financial Plan – General Fund

REVENUES	BUDGET		
	2022	2023	2024
Total Tax Levy	\$ 95,320,929	\$ 96,211,889	\$ 102,130,790
Requisitions – School Tax	<u>(49,343,974)</u>	<u>(48,965,386)</u>	<u>(48,965,386)</u>
Municipal Taxes	45,976,955	47,246,543	53,165,404
Other Revenue	45,399,182	50,275,368	42,462,064
Transfers from Reserves	<u>6,439,692</u>	<u>8,019,408</u>	<u>3,466,799</u>
<b>TOTAL REVENUES</b>	<b>\$ 97,815,829</b>	<b>\$ 105,541,319</b>	<b>\$ 99,074,267</b>
EXPENDITURES			
Municipal Services	\$ 82,932,333	\$ 83,889,207	\$ 83,889,207
Fiscal Services	3,913,424	3,785,144	4,789,197
Fiscal Services - Capital		7,180,555	
Transfers to Reserves	10,936,589	10,665,774	10,642,200
Allowance for Tax Assets	<u>33,483</u>	<u>20,636</u>	<u></u>
<b>TOTAL EXPENDITURES</b>	<b>\$ 97,815,829</b>	<b>\$ 105,541,319</b>	<b>\$ 99,074,267</b>
<b>NET OPERATING SURPLUS (DEFICIT)</b>	<b>\$ -</b>	<b>\$ -</b>	<b>\$ -</b>

Balanced Budget  
Revenues = Expenditures

Proposed Budget \$ 49.6M 7.96%  
 Deliberation Changes - 2.4M  
 Revised Budget \$ 47.2M 2.76%

2024 \$ 53.2M 12.53%

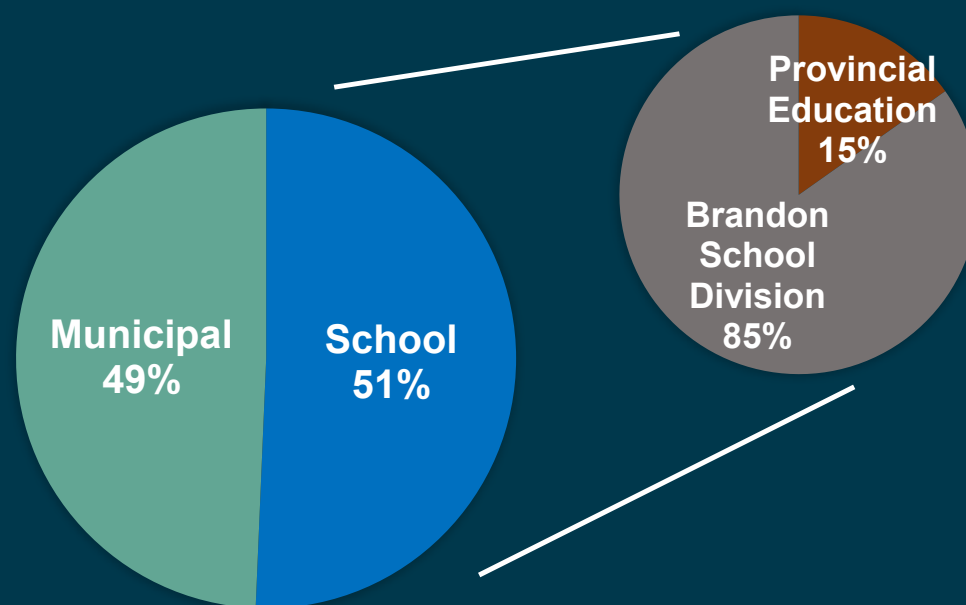
\$460K = 1%

# Property Taxes

\$96.2 Million Total Tax Levy

0.93% Total Tax Levy Increase

REVENUES	2022	2023
Total Tax Levy	\$ 95,320,929	\$ 96,211,889
Requisitions – School Tax	(49,343,974)	(48,965,386)
Municipal Taxes	45,976,955	47,246,543
Other Revenue	45,399,182	50,275,368
Transfers from Reserves	6,439,692	8,019,408
<b>TOTAL REVENUES</b>	<b>\$ 97,815,829</b>	<b>\$ 105,541,319</b>
EXPENDITURES		
Municipal Services	\$ 82,932,333	\$ 83,889,207
Fiscal Services	3,913,424	3,785,144
Fiscal Services - Capital		7,180,555
Transfers to Reserves	10,936,589	10,665,774
Allowance for Tax Assets	33,483	20,636
<b>TOTAL EXPENDITURES</b>	<b>\$ 97,815,829</b>	<b>\$ 105,541,319</b>
<b>NET OPERATING SURPLUS (DEFICIT)</b>	<b>\$ -</b>	<b>\$ -</b>

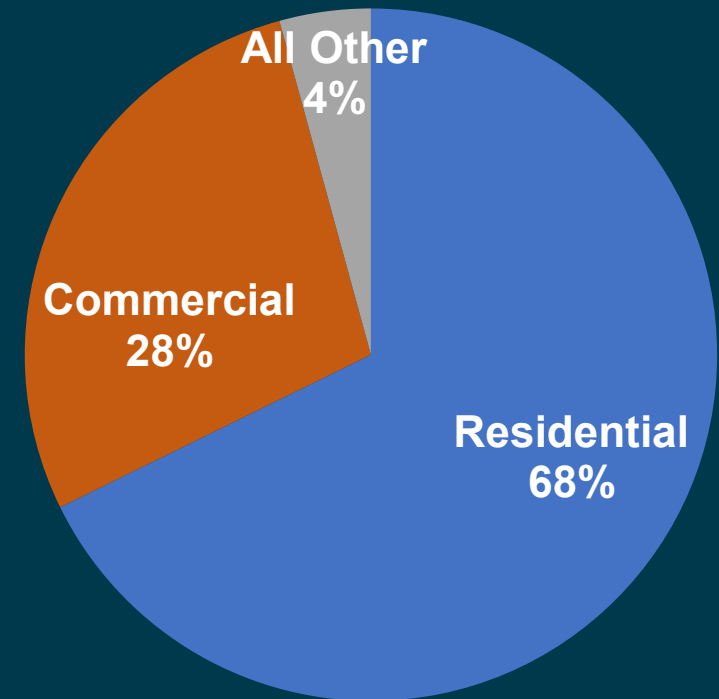


City of Brandon ↑ 2.76%  
 Provincial Education ↓ 3.21%  
 Brandon School Division ↓ 0.41%

# Assessment

- 2023 is a reassessment year
- Taxable assessment **\$3,050,406,790**
- 4.13% overall increase
- combined market & growth changes
- 45% of assessed residential property is values taxed
- 65% of assessed commercial property value is taxed

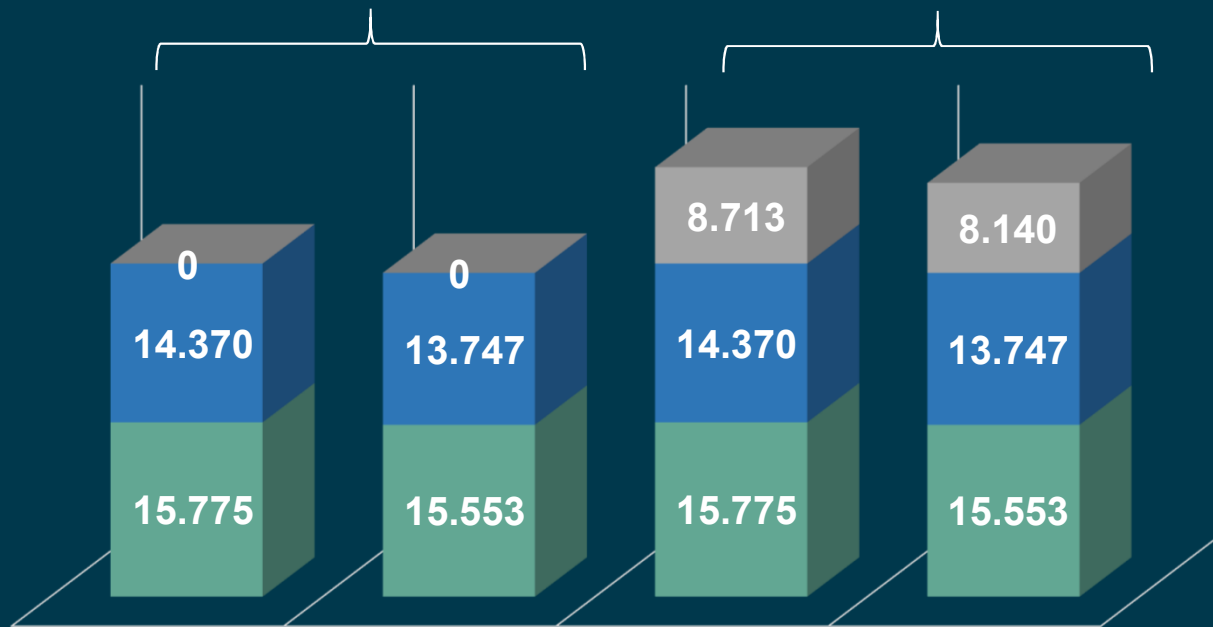
Assessment Classifications



# Property Tax Mill Rates

RESIDENTIAL

OTHER  
(Commercial)



- Provincial Education
- Brandon School Division
- City of Brandon

TOTAL  
MILL RATE

2022

2023

2022

2023

30.145

29.300

38.858

37.440

# Property Tax Impacts

## Single Family Residential

	2022	2023	Change	
Average Assessed Value	\$ 270,000	\$ 277,830	\$ 7,830	↑ 2.9%
Taxable Assessment 45%	121,500	125,024	3,524	
Mill Rate (per 1000)	30.145	29.300	- 0.845	↓ 2.8%
<b>Total Tax Levy</b>	<b>\$ 3,663</b>	<b>\$ 3,663</b>	<b>\$ 0.57</b>	<b>↑ 0.02%</b>
<i>Municipal Tax Levy</i>	1,917	1,945	28	↑ 1.5%
<i>School Tax Levy</i>	1,746	1,719	-27	↓ 1.6%

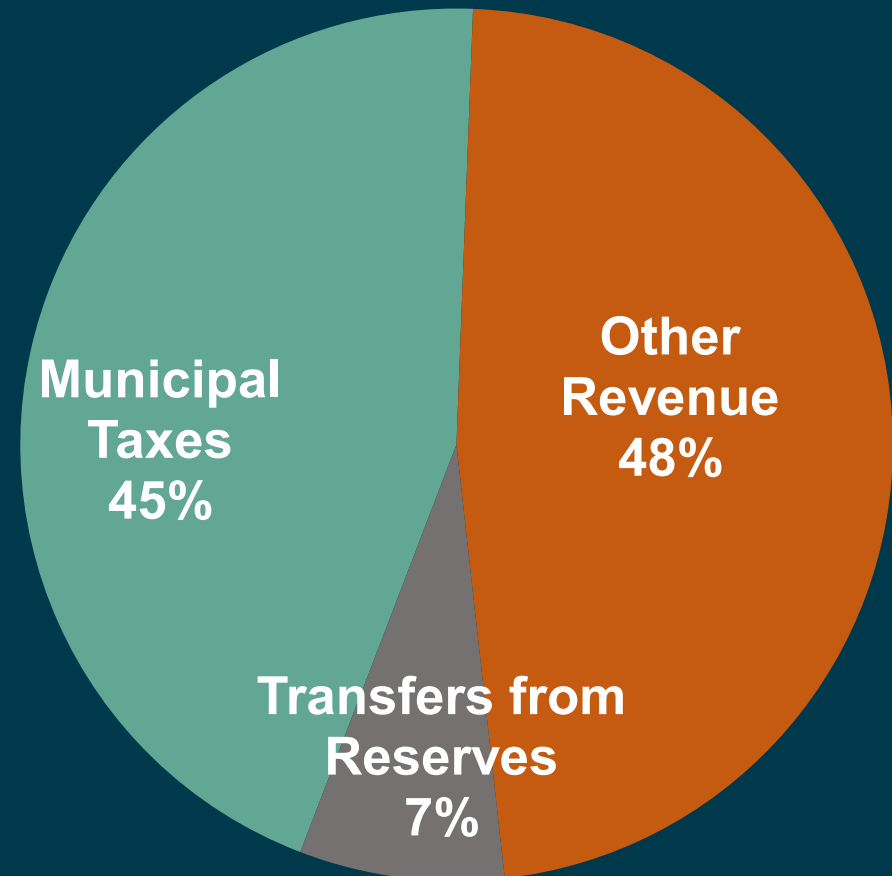
## Commercial

Average Assessed Value	\$ 1,088,863	\$ 1,129,042	\$ 40,179	↑ 3.7%
Taxable Assessment 65%	707,761	733,877	26,116	
Mill Rate (per 1000)	38.858	37.440	- 1.418	↓ 3.7%
<b>Total Tax Levy</b>	<b>\$ 27,268</b>	<b>\$ 27,476</b>	<b>\$ -26</b>	<b>↓ 0.09%</b>
<i>Municipal Tax Levy</i>	11,165	11,414	249	↑ 2.2%
<i>School Tax Levies</i>	16,337	16,062	-275	↓ 1.7%

# General Fund Revenues

REVENUES	2022	2023
Total Tax Levy	\$ 95,320,929	\$ 96,211,889
Requisitions – School Tax	(49,343,974)	(48,965,386)
Municipal Taxes	45,976,955	47,246,543
Other Revenue	45,399,182	50,275,368
Transfers from Reserves	<u>6,439,692</u>	<u>8,019,408</u>
<b>TOTAL REVENUES</b>	<b>\$ 97,815,829</b>	<b>\$ 105,541,319</b>
EXPENDITURES		
Municipal Services	\$ 82,932,333	\$ 83,889,207
Fiscal Services	3,913,424	3,785,144
Fiscal Services - Capital		7,180,555
Transfers to Reserves	10,936,589	10,665,774
Allowance for Tax Assets	<u>33,483</u>	<u>20,636</u>
<b>TOTAL EXPENDITURES</b>	<b>\$ 97,815,829</b>	<b>\$ 105,541,319</b>
<b>NET OPERATING SURPLUS (DEFICIT)</b>	<b>\$ -</b>	<b>\$ -</b>

General Fund Revenues

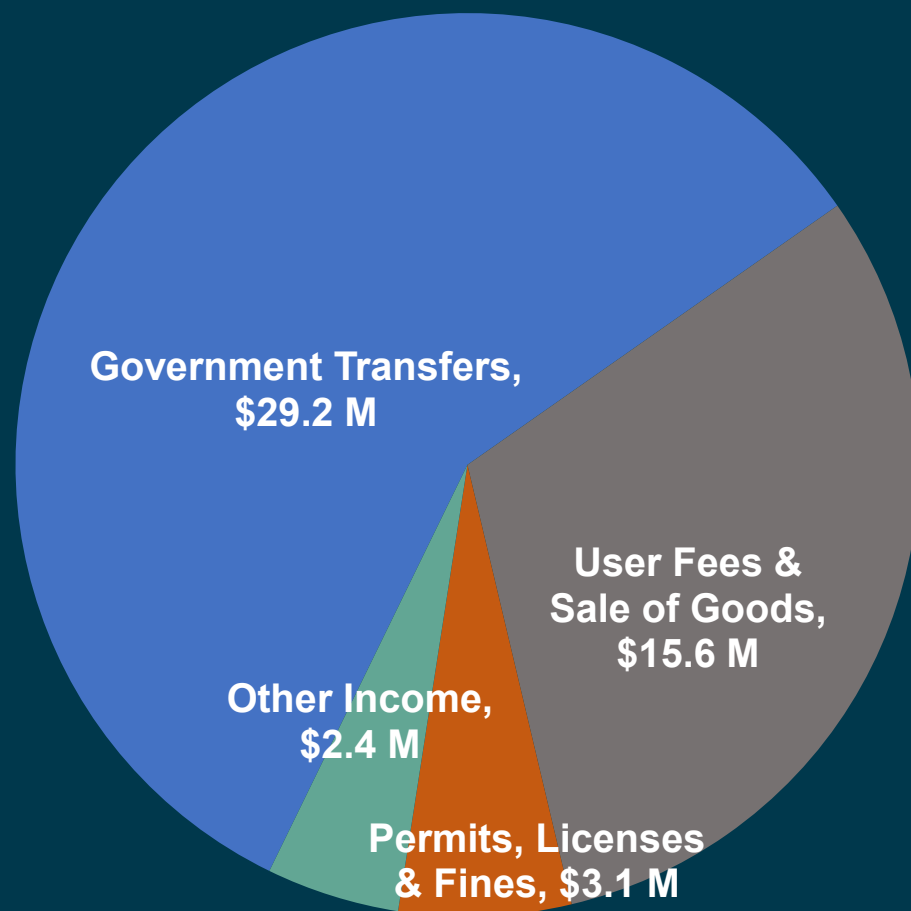




# Other Revenue

REVENUES	2022	2023
Total Tax Levy	\$ 95,320,929	\$ 96,211,889
Requisitions – School Tax	<u>(49,343,974)</u>	<u>(48,965,386)</u>
Municipal Taxes	45,976,955	47,246,543
Other Revenue	45,399,182	50,275,368
Transfers from Reserves	<u>6,439,692</u>	<u>8,019,408</u>
<b>TOTAL REVENUES</b>	<b>\$ 97,815,829</b>	<b>\$ 105,541,319</b>
EXPENDITURES		
Municipal Services	\$ 82,932,333	\$ 83,889,207
Fiscal Services	3,913,424	3,785,144
Fiscal Services - Capital		7,180,555
Transfers to Reserves	10,936,589	10,665,774
Allowance for Tax Assets	<u>33,483</u>	<u>20,636</u>
<b>TOTAL EXPENDITURES</b>	<b>\$ 97,815,829</b>	<b>\$ 105,541,319</b>
<b>NET OPERATING SURPLUS (DEFICIT)</b>	<b>\$ -</b>	<b>\$ -</b>

Other Revenues by Type



# Transfers from Reserves

REVENUES	2022	2023
Total Tax Levy	\$ 95,320,929	\$ 96,211,889
Requisitions – School Tax	<u>(49,343,974)</u>	<u>(48,965,386)</u>
Municipal Taxes	45,976,955	47,246,543
Other Revenue	45,399,182	50,275,368
Transfers from Reserves	<u>6,439,692</u>	<u>8,019,408</u>
<b>TOTAL REVENUES</b>	<b>\$ 97,815,829</b>	<b>\$ 105,541,319</b>
EXPENDITURES		
Municipal Services	\$ 82,932,333	\$ 83,889,207
Fiscal Services	3,913,424	3,785,144
Fiscal Services - Capital		7,180,555
Transfers to Reserves	10,936,589	10,665,774
Allowance for Tax Assets	<u>33,483</u>	<u>20,636</u>
<b>TOTAL EXPENDITURES</b>	<b>\$ 97,815,829</b>	<b>\$ 105,541,319</b>
<b>NET OPERATING SURPLUS (DEFICIT)</b>	<b>\$ -</b>	<b>\$ -</b>

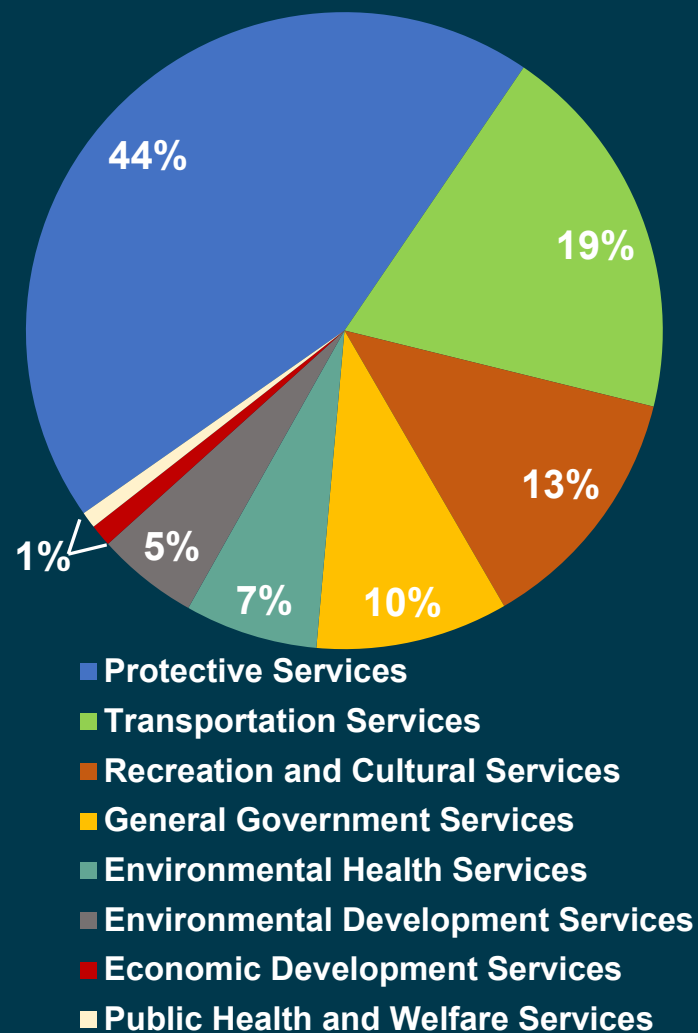
	2022	2023
Tax Reducing Covid Restart	\$ 615,334 537,721	\$ 867,298 1,500,000
<b>Total Tax Reducing</b>	<b>\$ 1,153,055</b>	<b>\$ 2,367,298</b>
Expense Offsetting Covid Restart	\$ 5,286,637 0	\$ 5,134,139 517,971
<b>Total Exp Offsetting</b>	<b>\$ 5,286,637</b>	<b>\$ 5,652,110</b>

<b>8<sup>th</sup> St Bridge</b>	\$1,070,445
<b>Large Event Acquisition</b>	\$200,000
<b>26th St South of Maryland</b>	\$728
<b>Airport</b>	\$50,000
<b>Fire Fighting Equipment</b>	\$100,000
<b>Landfill Closure/Post Closure</b>	\$100,000
<b>Perpetual Care</b>	\$116,570
<b>ARM Building</b>	\$30,284
<b>Civic Services Complex</b>	\$168,420
<b>Municipal Building</b>	\$151,299

# Municipal Services

Percentage of Municipal Service Expenditures

REVENUES	2022	2023
Total Tax Levy	\$ 95,320,929	\$ 96,211,889
Requisitions – School Tax	<u>(49,343,974)</u>	<u>(48,965,386)</u>
Municipal Taxes	45,976,955	47,246,543
Other Revenue	45,399,182	50,275,368
Transfers from Reserves	<u>6,439,692</u>	<u>8,019,408</u>
<b>TOTAL REVENUES</b>	<b>\$ 97,815,829</b>	<b>\$ 105,541,319</b>
EXPENDITURES		
Municipal Services	\$ 82,932,333	\$ 83,889,207
Fiscal Services	3,913,424	3,785,144
Fiscal Services - Capital		7,180,555
Transfers to Reserves	10,936,589	10,665,774
Allowance for Tax Assets	<u>33,483</u>	<u>20,636</u>
<b>TOTAL EXPENDITURES</b>	<b>\$ 97,815,829</b>	<b>\$ 105,541,319</b>
<b>NET OPERATING SURPLUS (DEFICIT)</b>	<b>\$ -</b>	<b>\$ -</b>



# Enhanced Services

- Police Cadets
- Downtown Foot Patrol
- Bylaw Officers
- Waive no fault criminal record checks
- Ambulance Staffing
- Community Gardens
- Downtown Initiatives
- Drainage Maintenance
- Sidewalk & Street Preservation
- Crosswalk Improvements
- Backlane Security Lighting Program
- Funding for City Partners
- Sump Pump / Back Valve Program



# 2023 Operational Projects

- Fossil Fuels in Fleet Study
- Transit Route Planning
- Asset Management
- Development Charges Rate Study
- Artificial Intelligence Recycling Contamination Pilot
- Municipal Servicing Standards
- City Plan

# Fiscal & Allowance for Tax Asset

REVENUES	2022	2023
Total Tax Levy	\$ 95,320,929	\$ 96,211,889
Requisitions – School Tax	<u>(49,343,974)</u>	<u>(48,965,386)</u>
Municipal Taxes	45,976,955	47,246,543
Other Revenue	45,399,182	50,275,368
Transfers from Reserves	<u>6,439,692</u>	<u>8,019,408</u>
<b>TOTAL REVENUES</b>	<b>\$ 97,815,829</b>	<b>\$ 105,541,319</b>
EXPENDITURES		
Municipal Services	\$ 82,932,333	\$ 83,889,207
Fiscal	3,913,424	3,785,144
Fiscal - Capital		7,180,555
Transfers to Reserves	10,936,589	10,665,774
Allowance for Tax Assets	<u>33,483</u>	<u>20,636</u>
<b>TOTAL EXPENDITURES</b>	<b>\$ 97,815,829</b>	<b>\$ 105,541,319</b>
<b>NET OPERATING SURPLUS (DEFICIT)</b>	<b>\$ -</b>	<b>\$ -</b>

Debt servicing

Early payment property tax discount

Brandon Police Cells Expansion

Balance the Financial Plan

# Debenture Debt (General & Utility)

Outstanding Debt



## Debt to Assessment Ratio 4.9%

- 70% debt capacity
- \$64.2M debt capacity remaining

## Debt Charge to Current Revenue Ratio 14.3% - 15.8%\*

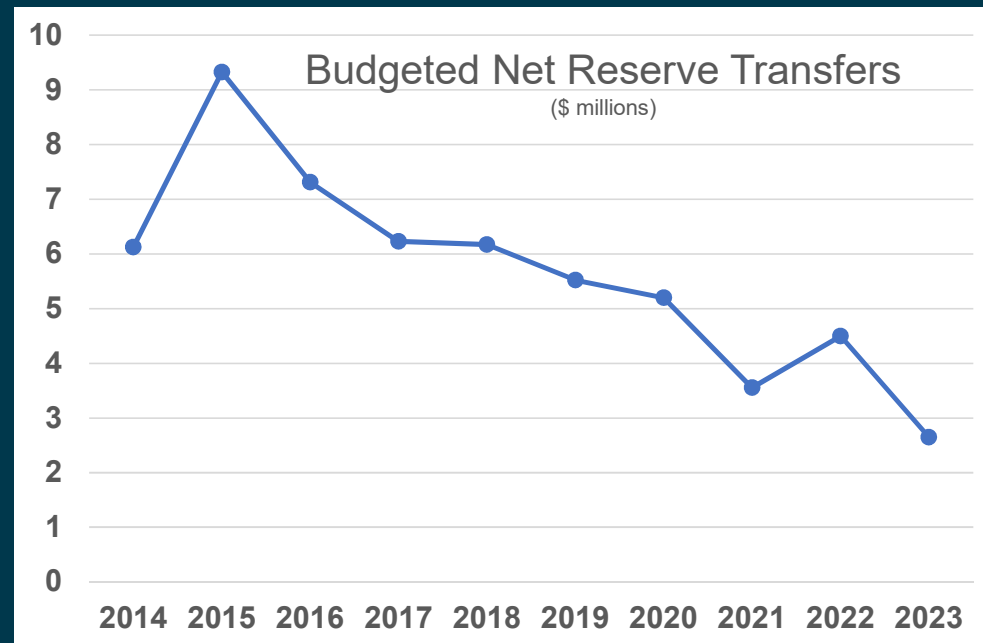
- 71% - 79% debt service capacity
- \$4.4M - \$6M debt service capacity remaining
- \*estimated, not yet issued debt subject to the interest rate at the time of issue

2023 Budget	General Fund	Utility Fund
Interest Payments	\$ 910,795	\$ 771,243
Principal Payments	\$ 2,795,332	\$ 1,567,010
Outstanding Issued Debt	\$ 18,466,752	\$ 20,331,623
Not Yet Issued Debt	\$ 39,906,855	\$ 70,670,500

# Transfer to Reserves

REVENUES	2022	2023
Total Tax Levy	\$ 95,320,929	\$ 96,211,889
Requisitions – School Tax	<u>(49,343,974)</u>	<u>(48,965,386)</u>
Municipal Taxes	45,976,955	47,246,543
Other Revenue	45,399,182	50,275,368
Transfers from Reserves	<u>6,439,692</u>	<u>8,019,408</u>
<b>TOTAL REVENUES</b>	<b>\$ 97,815,829</b>	<b>\$ 105,541,319</b>
EXPENDITURES		
Municipal Services	\$ 82,932,333	\$ 83,889,207
Fiscal	3,913,424	3,785,144
Fiscal - Capital		7,180,555
Transfers to Reserves	10,936,589	10,665,774
Allowance for Tax Assets	<u>33,483</u>	<u>20,636</u>
<b>TOTAL EXPENDITURES</b>	<b>\$ 97,815,829</b>	<b>\$ 105,541,319</b>
<b>NET OPERATING SURPLUS (DEFICIT)</b>	<b>\$ -</b>	<b>\$ -</b>

	2022	2023
Annual	\$ 4,428,727	\$ 4,371,284
Specific	\$ 6,507,862	\$ 6,294,490



Net Reserve Transfers = Transfers to Reserves, less Transfers from Reserves



# Capital Budget

\$145.7 M



2023

\$78.8 M



2024

\$70.8 M



2025

\$21.1 M



2026

\$17 M



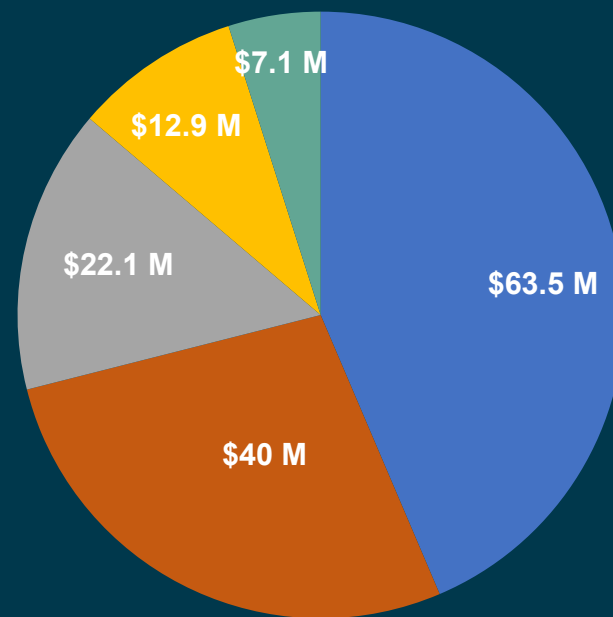
2027

\$60.5 M



2028

## Funding 2023 Capital Expenditures



- Borrowing
- Externally Funded
- General Reserves
- Utility Reserves
- General Operating (grant)

# 2023 Capital Projects

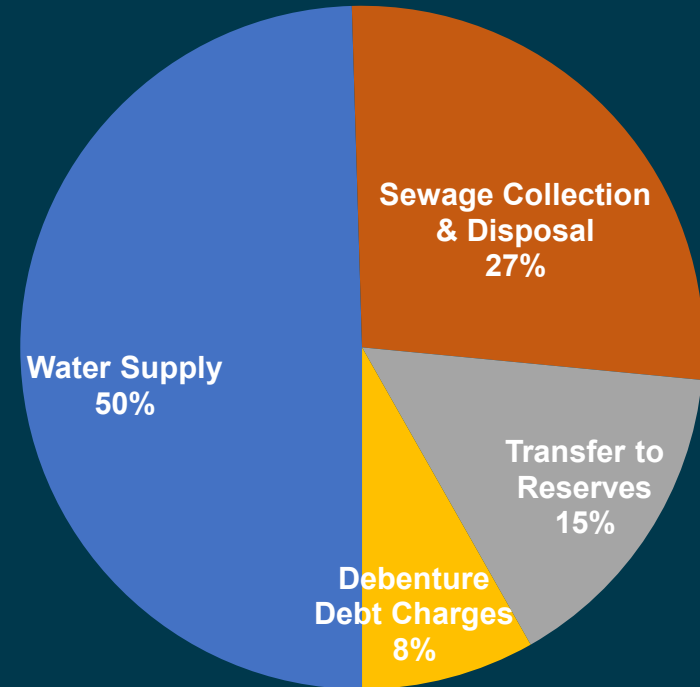
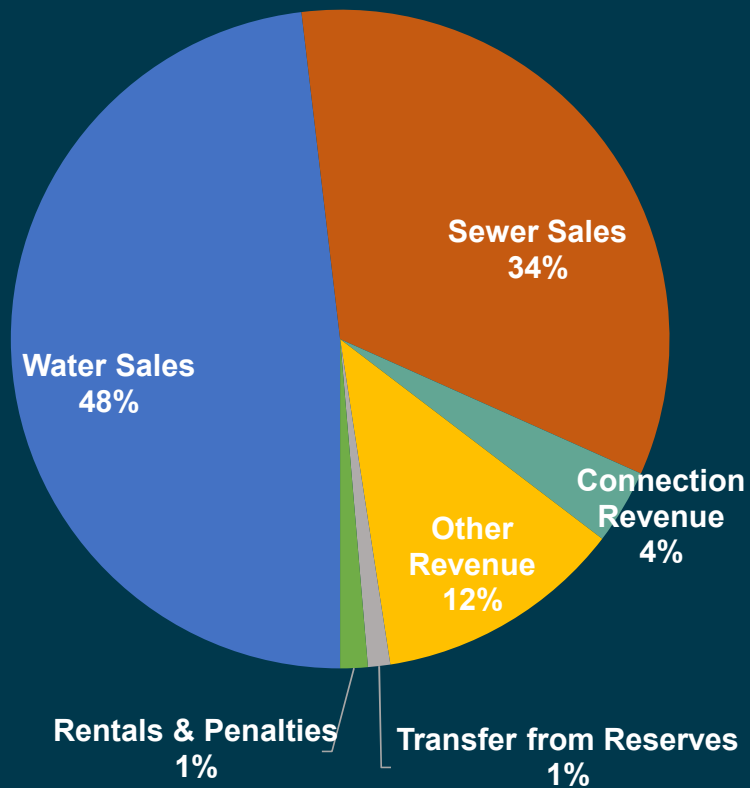
- Land Drainage Improvements
- Water Treatment Facility Expansion
- New Wastewater Sewers
- Outdoor Sportsfield Complex
- Eastview Landfill Cell Design & Construction
- Conceptual Detail Design of Sportsplex Arena
- River Corridor Trail Loop Paving
- Brandon Police Cells Expansion
- Fire Truck

# Financial Plan – Utility Fund

## REVENUES

\$28,451,881 Total Budget  
9.65% Increase

## EXPENDITURES



# Next Steps



# Additional Tax Info

Tax notices will be mailed mid-May

Tax due date is June 30, 2023

Tax prepayment discounts:

April.....	0.50%
May.....	0.25%

Taxes can be paid monthly with Tax Installment Plan (TIP)

## Online Services

### Account Change Form

[onlineservices.brandon.ca/updateinfo.aspx](https://onlineservices.brandon.ca/updateinfo.aspx)

- Apply for TIP
- Update mailing address
- Change account information

### Taxes & Assessment Map

[gisapp.brandon.ca/webmaps/taxassessment](https://gisapp.brandon.ca/webmaps/taxassessment)

## Contact Information

### Property Tax:

[taxes@brandon.ca](mailto:taxes@brandon.ca)  
204-729-2228

### Province of Manitoba:

#### Education Property Tax Rebate

[manitoba.ca/edupropertytax/](https://manitoba.ca/edupropertytax/)  
1-866-626-4862

#### Property Assessment

[www.gov.mb.ca/assessment](https://www.gov.mb.ca/assessment)  
204-726-6001

### School Tax:

#### Brandon School Division

204-729-3100

#### Provincial Department of Education

204-945-6910